


*Nos amice et nebevol oiestias non potest.*

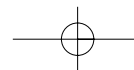
Dealer stamp

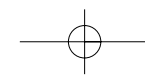


ServiceLine 24h



24 hour truck tyre  
breakdown assistance  
anywhere in Europe





# ServiceLine 24h

Pan-European truck tyre breakdown assistance, 24 hours a day, 365 days a year.

Goodyear is proud to announce ServiceLine 24h. An innovative, effective and comforting insurance against truck tyre breakdown for fleet managers, truck dealers and drivers in any part of Europe, 24 hours a day, 365 days a year.

As you'd expect from Goodyear, ServiceLine 24h is manned by a professional, multilingual team able to respond to your breakdown call in your language, reporting the incident quickly and clearly, and ensuring that the right replacement tyres are despatched to you immediately.

In fact, thanks to a network of over 6,500 service partners, ServiceLine 24h's efficiency means you can expect an average 2 hours downtime while the breakdown is rectified, so that your delivery arrives with the minimum delay, and with the minimum inconvenience to your customers.

Another benefit is a competitive, fixed price list which means that you know exactly what you'll be paying. Goodyear's ServiceLine 24h delivers peace of mind to your fleet.



## Goodyear ServiceLine 24h pan-European Service pricing

Goodyear ServiceLine 24h Breakdown service level	Portugal Finland/UK/ Norway/Sweden/ Austria/Switzerland	Germany Italy France Spain	Luxembourg Belgium Netherlands
<b>Hours</b>	<b>Euro</b>	<b>Euro</b>	<b>Euro</b>
08.00h & 17.00h	174	166	130
17.00h & 22.00h	368	353	249
22.00h & 06.00h	397	368	343
06.00h & 08.00h	368	353	249
Public holidays	397	368	343
Second tyre (each extra tyre)			
08.00h & 17.00h	34	34	34
17.00h & 22.00h	34	34	34
22.00h & 06.00h	60	60	60
06.00h & 08.00h	60	60	60
File costs	59	59	59

**Indicated Prices exclude:**

- Tunnel & Highway Charges
- Valves extensions etc.
- Tyre repair
- The matrix is not valid for France and parts of Italian highways (Towers, franchised intervention of tyre provider not allowed)
- Mechanical repairs other than tyres
- Every km over 160km will be charged 0.743 Euro

**Indicated Prices include:**

- Call out
- Working hours
- 160 Km
- Fitting of 1 tyre
- Wheel on/off

### All the driver needs to do

First make sure the vehicle is in a safe location. Then determine the type of problem eg. flat tyre.

When contacting us the following information will be required:

- Driver name
- Name of transport company
- Name of vehicle owner
- License number of the vehicle (tractor or trailer) concerned



- Make and type of vehicle
- Colour of vehicle
- Precise directions as to where you are located
- Type of breakdown
- Dimensions and type of tyre
- Tyre size, load index, speed symbol on sidewall of tyre
- Number of tyres required
- Position of tyre/rim on vehicle
- A telephone number where driver can be reached
- Name of the dealer normally servicing your fleet

Once the repair work has been completed the driver then signs (and retains one copy of) the service sheet to acknowledge that the service has been completed. There is no need to worry about paying there and then as the invoice is sent to the dealer normally servicing your fleet.

To save even more time, you can use our **VIP Fleet enrolment programme** which lets us know all your fleet and dealer information in advance and provides a financial guarantee.

Further details and contact cards are available upon request from your local Goodyear dealer or representative.

*Our experienced network will complete the repair with maximum efficiency and your vehicle will be back on the road as soon as possible with the minimum of fuss.*

## Goodyear ServiceLine 24h Product pricing

Goodyear ServiceLine 24h New Tyre price Brand 'A'	Denmark/Italy/ France/Spain/ Portugal/Finland/ UK/Norway/Sweden Austria/Switzerland	Germany Belgium Netherlands
<b>Dimension</b>	<b>Euro</b>	<b>Euro</b>
315/80R22.5	397	385
315/70R22.5	405	405
295/80R22.5	379	352
11R22.5	283	283
12R22.5	374	374
275/70R22.5	326	326
305/70R22.5	413	413
295/60R22.5	428	428
315/60R22.5	464	464
445/65R22.5	665	665
425/65R22.5	623	623
385/65R22.5	397	385
825R15	224	224
9.5R17.5	224	224
215/75R17.5	188	188
235/75R17.5	259	259
245/70R17.5	265	265
245/70R19.5	275	275
265/70R19.5	254	254
285/70R19.5	359	359
425/55R19.5	492	492
435/50R19.5	523	523
445/50R19.5	523	523

0032.11.307.607

0032.11.220.710

goodyearservline24@ebts.be

Call the Goodyear ServiceLine 24h hotline number.

Your information is then forwarded to the Truck Force partner or ServiceLine 24h dealer nearest to the vehicle location.

A service vehicle is then despatched to your location with a new tyre while ServiceLine 24h informs you how long until it arrives.

